



School of Health Professions

Graduate and Certificate Programs





Welcome to the School of Health Professions at The University of Texas MD Anderson Cancer Center. As Dean, I am honored to lead a school dedicated to preparing the next generation of allied health professionals who will contribute meaningfully to patient care, research, and innovation in the fight against cancer.

Our programs are grounded in excellence, compassion, and a commitment to interprofessional education. We are proud to offer a dynamic learning environment where students gain hands-on experience alongside world-renowned clinicians and scientists. Whether you are just beginning your journey or advancing your career, you will find a supportive community and a mission-driven purpose here.

Thank you for your interest in the School of Health Professions. I invite you to explore our programs and discover how we are shaping the future of health care—together.

Kimberly Hoggatt Krumwiede, Ph.D., CMI

Dean

School of Health Professions



Earn your degree from a leading institution

Our graduates earn a Master of Science or Certificate from UT MD Anderson, a cancer institution that is known worldwide for its innovations in patient care, research, education and disease prevention.




Exceptional education and clinical training

Our students acquire specialized skills through hundreds of hours of clinical rotations or internships, classroom instruction, hands-on laboratory practice and interactive training in affiliated hospital clinics and/or research laboratories.



Numerous employment opportunities

Graduates are board licensed in their respective career fields, allowing them to work in a clinical, diagnostic or patient care setting. Because of their extensive clinical training as part of their degree, our graduates are recruited by UT MD Anderson and other leading health care organizations.



Quick Facts



UT MD Anderson was created in 1941 as part of The University of Texas System.



Estimated tuition and fees for 12 semester credit hours.



Guaranteed \$500 minimum scholarship for all eligible students.



School of Health Professions students routinely score in the top 25% on national certification exams.



Located in the Texas Medical Center, just minutes from downtown Houston.



All students participate in clinical education or internships and gain professional field experience.




The 10:1 student-to-faculty ratio means a small class size, which ensures individual attention.

No. 1

The University of Texas MD Anderson Cancer Center is ranked No. 1 for cancer care by U.S. News and World Report's "Best Hospitals" survey.





Diagnostic Cytology

Master of Science

The Diagnostic Cytology program prepares graduates to become next generation diagnostic cytology practitioners, equipped with advanced expertise to support pathologists, close critical practice gaps and meet rising workforce demands, all while accelerating early disease detection and driving improved patient outcomes.

This accelerated 15 month program offers two tracks:

- **Entry Level Track** (full-time, face-to-face delivery): provides a direct path to the MS degree for individuals with BS degrees in biology, chemistry or related health science. Graduates emerge as highly skilled professionals, prepared to pursue the Cytotechnologist (CT) or the Specialist in Cytology (SCT) certification through the American Society for Clinical Pathology (ASCP).
- **Advanced Track** (part-time, hybrid/hyflex delivery): designed for BS degreed, CT or SCT (ASCP) certified practicing cytologists, this track prepares experienced professionals for advanced practice and leadership roles. With focused training in non-gynecologic cytology, high complexity ancillary diagnostics, digital pathology and laboratory leadership, the curriculum builds the expertise needed to facilitate disease detection and guide therapeutic decision making. The flexible hyflex / hybrid delivery model removes barriers and enables working practitioners to earn a master's degree while continuing to advance their careers.


Advancing Medicine at the Microscopic Frontier

At the microscopic frontier, students master the art and science of cellular morphology and develop the advanced analytical skills required to interpret the diagnostic assays that define modern medicine. Through training in HPV genotyping, tumor marker studies, molecular genetic and FISH based genetic analyses and flow cytometry, students integrate and correlate laboratory data with cellular features to deliver comprehensive, high impact diagnostic evaluations.

The curriculum also provides hands on experience with cutting edge digital technologies, building the practical experience essential for navigating the tools that are transforming patient care and advancing health care delivery. Designed for individuals ready to lead, innovate, and make a meaningful impact in health care, this program offers a pathway to elevate careers and advance medicine at the microscopic frontier.



Learn more about
Diagnostic Cytology



Diagnostic Genetics and Genomics

Master of Science

The Diagnostic Genetics and Genomics graduate program concentrates on the development of intellectual, technical, analytical and interpretive skills in the following key fields:

- Cancer genetics and genomics
- Infectious disease genetics and genomics
- Pre- and Post-natal genetics and genomics
- DNA forensic science
- Model organism genomics
- Bioinformatics and diagnostic genetics and genomics

Newer technologies, coupled with affordable and faster human, bacterial, viral and metagenome sequencing capabilities, have thrust precision medicine into the national spotlight. Yet the health care industry faces a shortage of trained professionals. This program addresses that need by preparing graduates to use modern molecular and cytogenetic technologies to support diagnostic, research, and new insights into disease mechanisms.

The program offers two tracks leading to the Master of Science degree:

- **Molecular Genetics and Genomics**
Focus on genomics, rare Mendelian diseases, cancers, infectious diseases, especially genomic epidemiology and tracking of outbreaks. Additional focus on Bioinformatics, including programming in Python and R, working with high performance computing servers, artificial intelligence and machine learning

- **Cytogenetics and Cytogenomics**
Focus on chromosomal alterations and behavior, rare Mendelian diseases, cancers, especially blood-borne malignancies, and chromatin dynamics

The program includes a project-based curricula, diagnostic laboratory rotations and 12-15 months of thesis research, collectively developing core intellectual, technical and analytical competencies in genomics and cytogenomics. The core curricula integrate classroom knowledge on the structure and function of chromosomes and genomes with hands-on experience using sophisticated tools for analysis and interpretation.

Graduates enjoy a wide range of career options:

- Diagnostic labs within a hospital setting (technologist, supervisory or managerial positions)
- Research laboratories (research assistant, research associate, managerial positions)
- Biotechnology and genomics companies (R&D and sales positions)
- Teaching institutions (instructor/faculty positions)



Learn more about
**Diagnostic Genetics
and Genomics**



Medical Dosimetry

Master of Science

The Medical Dosimetry program is designed to equip licensed radiation therapists with the advanced knowledge and skills necessary for professional growth. Tailored for working professionals, this hybrid program offers the flexibility of completing didactic coursework online with options for day or evening schedules while fulfilling clinical education requirements at their place of employment. To maintain educational integrity, the clinical education hours must be kept separate from regular work responsibilities.

With the increasing demand for qualified medical dosimetrists, the profession urgently needs more trained professionals. Additionally, a Master of Science degree is becoming essential for those pursuing academic roles in medical dosimetry, enabling them to educate and mentor the next generation. The program is offered in a distance learning format to accommodate the needs of working professionals and those looking for flexibility in scheduling.

This program is designed to enhance clinical proficiency, deepen professional knowledge and strengthen critical thinking to place graduates in an advanced position in both clinical and academic settings.

Program Highlights for working radiation therapy professionals

- Complete the degree in just four semesters.
- Asynchronous online instruction for all didactic courses.
- Limited required synchronous online class sessions each semester.
- Flexible access to recorded lectures via a web-based platform



Learn more about **Medical Dosimetry**



Radiologic Sciences

Master of Science

The Radiologic Sciences program provides medical imaging, radiation therapy and medical dosimetry professionals with the knowledge and skills essential for career advancement within health care and higher education. Using a specialized program of study, students develop innovative and dynamic leadership skills that they can demonstrate in any administrative, educational or imaging informatics position. The interdisciplinary perspective and cross-functional design of the program prepare students to be successful in handling multifaceted challenges amid increased expectations and constrained resources in health care or higher education.

Online program is structured for the working professional:

- Degree completion in five semesters
- Only two required virtual class meetings each semester

The program offers three tracks leading to the Master of Science degree:

Administrative Leadership

This track prepares graduates to lead and manage a medical imaging or radiation therapy department and explores topics such as health care finance, revenue cycle and coding strategies, human resources management and policy analysis.

Educational Leadership

This track prepares graduates to lead and teach in radiologic sciences educational programs and focuses on curriculum development, accreditation, adult learners, higher education instruction and critical thinking strategies.

Medical Imaging Informatics

This track prepares graduates to work in imaging informatics and teaches content related information technology, computer science and medical imaging. Graduates are eligible to take the Certified Imaging Informatics Professional examination offered by the American Board of Imaging Informatics.



Learn more about
Radiologic Sciences



Molecular Genetic Technology

Postbaccalaureate Certificate

Molecular genetic technologists generate the data that helps clinicians diagnose and understand complex genetic disorders. As personalized treatments become more common, their expertise is increasingly needed. This fully online postbaccalaureate certificate program is designed to help meet this demand.

The certificate program is designed for bachelor's level students with an interest in molecular genetics and its real-world application in diagnostic procedures. Students will explore the fundamental principles of molecular genetics, gene regulation and practical techniques used in clinical diagnostics.

Emphasis is placed on understanding the concepts underlying molecular laboratory techniques, where students gain proficiency in assay composition, result interpretation and understanding quality control measures essential for accurate and reliable molecular diagnostics in health care settings.

Program Structure

- 100% online, allowing for flexible enrollment for working professionals
- Take 1 or 2 courses each semester
- Earn your certificate quickly in 2 semesters, or take up to 2 years



Learn more about
**Molecular Genetic
Technology**



Mammography

Advanced Technical Certificate

Mammography is a specialized imaging modality that uses ionizing radiation to produce high-quality, multidimensional soft-tissue breast imaging displays. There is shortage of qualified mammographers in the United States. This one-semester program offers radiologic technologists a pathway to expand their knowledge in mammography while completing an Advanced Technical certificate.

The program aligns its curriculum with the structured education and clinical requirements of the American Registry of Radiologic Technologists (ARRT) post-primary pathway certification in Mammography and meets the training requirements of the Mammography Quality Standards Act.

Upon completion of this advanced certificate program, the participants receive the following.

- A certificate of completion
- Sixteen (16) academic semester credit hours (SCH)
- ARRT Mammography Registry eligibility through the Postprimary Pathway
- Forty (40) continuing education units (CEUs)



Learn more about
Mammography

Accreditation

The University of Texas MD Anderson Cancer Center is accredited by the Southern Association of Colleges and Schools Commission on Colleges (SACSCOC) to award baccalaureate, masters, and doctorate degrees. Contact the Southern Association of Colleges and Schools Commission on Colleges at 1866 Southern Lane, Decatur, Georgia 30033-4097 or call 404-679-4500 for questions about the accreditation of The University of Texas MD Anderson Cancer Center.

The School's baccalaureate programs are accredited or approved by nationally recognized agencies, including the:

Commission on Accreditation of Allied Health Education Programs (CAAHEP)

35 E. Wacker Dr., Suite 1970
Chicago, IL 60601
312-553-9355
CAAHEP.org

Commission on Colleges of the Southern Association of Colleges and Schools (SACSCOC)

1866 Southern Ln.
Decatur, GA 30033-4097
404-679-4500
Fax: 404-679-4558
SACSCOC.org

Joint Review Committee on Education in Radiologic Technology (JRCERT)

20 N. Wacker Dr., Suite 2850
Chicago, IL, 60606
312-704-5300
JRCERT.org

National Accrediting Agency for Clinical Laboratory Sciences (NAACLS)

5600 N. River Road, Suite 720
Rosemont, IL 60018
773-714-8880
NAACLS.org

School of Health Professions

7007 Bertner Ave, Unit 1692
Houston, TX 77030
713-745-1205

AskSHP@MDAnderson.org
MDAnderson.org/SHP

Cancer
UT MD Anderson

Financial Aid

713-500-3860
www.UTH.edu/sfs

Housing

713-500-8444
www.UTH.edu/housing

Registrar

713-500-3361
www.UTH.edu/registrar



[Join our mailing list](#)



MDAnderson.org/SHP



Facebook.com/MDAndersonSHP